

Rent Arrears Policy

(November 2019)



We speak your language

Polish

Mówimy Twoim językiem

Slovak

Rozprávame Vaším jazykom

Chinese

我们会说你的语言

If you require this publication in
large print or another format
please call us on **01246 242424**

CONTROL SHEET FOR Rent Arrears Policy

Policy Details	Comments / Confirmation (To be updated as the document progresses)
Policy title	Rent Arrears Policy
Current status – i.e. first draft, version 2 or final version	First Draft
Policy author (post title only)	Housing Enforcement Manager
Location of policy (whilst in development)	
Relevant Cabinet Member (if applicable)	Sandra Peake
Equality Impact Assessment approval date	TBC
Partnership involvement (if applicable)	N/A
Final policy approval route i.e. Executive / Council	Executive
Date policy approved	
Date policy due for review (maximum three years)	Nov 2022
Date policy forwarded to Performance & Communications (to include on Extranet and Internet if applicable to the public)	

Contents

1. Introduction	4
2. Tenants Responsibility	5
3. Prevention	5
4. Payment Methods	6
5. Early Intervention	6
6. Effective contact	7
7. Clear and Accurate Record Keeping	7
8. Enforcement	7
9. Confidentiality and Data Protection	8
10. Equality Act duties	8
11. Appendix 1 – Tenancy Management Structure chart	9
12. Appendix 2 – Tenancy Agreement	10
13. Appendix 3 - Rent Arrears Recovery Procedure	21
14. Appendix 4 – Rent Arrears Recovery Flowchart	29
15. Appendix 5 – Equality Act Assessment	31

1. Introduction

Bolsover District Council owns and manages its housing stock consisting of 5061 properties as at October 2019. All tenants of Bolsover District Council have signed a tenancy agreement, which sets out the rights and responsibilities of the tenant(s) and the Council. The tenancy agreement is a legally binding contract between the Council and the tenant(s). The tenancy agreement states that tenants, should pay their rent on a weekly basis and if they fail to do so and fall into arrears the Council can apply for Possession as set out in Schedule 2 of the Housing Act 1985 (as may be amended from time to time).

This policy explains the Councils approach when tenants accrue rent arrears. In summary the Council will take a firm but fair approach, ensuring that tenants have available financial expertise to resolve any difficulties. The Council will not tolerate tenants who are unwilling to pay arrears nor receive help and legal action will be taken where necessary.

It clearly defines our commitment to equality and proportionality within the rent management processes. The Council in delivering this policy, will ensure that no individual is discriminated against on grounds of marital status, sex, disability, age, sexual orientation, racial discrimination, personal attributes, including religious beliefs or political opinions.

The policy aims to be:

- Sensitive to the needs of individuals
- Accountable
- Fair
- Efficient
- Responsive and flexible

The Councils housing management is split into 3 parts;

- **Housing Needs** - deal with updating and maintaining the housing register, allocation of properties and statutory duties regarding homelessness under the Housing Reduction Act.
- **Tenancy Management** – deal with all aspects of managing a tenancy, including, rent arrears from when it is passed from the Rents Team through to court action and finally eviction if necessary. Housing Assistants support Tenancy Management Officers who deal with breaches of tenancy and antisocial behaviour, supported by the Antisocial Behaviour Team if necessary.
- **Rent Team** - administration of the collection of rent and former rent arrears. Also the recovery of rent arrears from the initial contact to early stages of recovery.

The Tenancy Management Team and Rent Team are responsible for monitoring and taking enforcement action against tenants in arrears.

The day to day management and responsible officer for this policy and procedure is the Housing Enforcement Manager who will ensure any updates to this policy and the associated procedure are circulated to staff. The Structure is out at appendix 1

2. Tenants responsibilities

The term tenant includes sole and any joint tenants. All Council tenants sign a tenancy agreement and therefore have an obligation to pay their rent and on time.

Rent charges may be changed from time to time and are reviewed each year in line with Government policy. Any such change takes place from 1 April each year and the Council will give a minimum of 4 weeks notice to tenants.

The Council also offers additional services which have to be paid for as part of the rent or additional service charges. However, tenants will be consulted before new services are introduced and are given an opportunity to be consulted on the change and an opportunity to end their tenancy before the new service and charges are introduced.

Tenants will be required to actively work with the Tenancy Management team and Rent Team to resolve their arrears situation and whilst eviction will be the action of last resort, if tenants fail to take steps to deal with their rent arrears, possession proceedings will be issued as appropriate.

3. Prevention

Prevention is key to arrears control and the Council endeavour to advise tenants as soon as arrears accrue. Arrears are not only financially damaging to an individual they can be socially damaging too as they risk losing their home. The Council aims to maximise income through offering advice and support at the earliest opportunity to prevent rent arrears increasing.

In order to prevent arrears, the Council recognises that it must tackle the undying causal factors. Some of the most common reasons for rent arrears are listed below:

- Housing Benefit or Universal Credit issues
- Loss of income due to change in personal circumstances
- Low income
- Multiple debts and competing priorities
- Difficulty managing finances
- Missed rent increases
- Vulnerability

The Council aims to prevent rent arrears by promoting a culture where payment is encouraged, help is provided to maximise tenants income and to ensure tenants are aware of and use the free financial advice at all stages of their tenancy.

The Council has a Money Advice Worker who assists people who are financially excluded and could have difficulty obtaining a bank account or struggle to manage

their finances. The officer will help people who are at risk of becoming financially excluded and prepare them for the future by doing the following:

- Assist tenants to claim all the benefits they are entitled to
- Help tenants to organise finances, pay the rent and understand the priority bills
- Help with budgeting and money advice
- Support with energy advice
- Help with Housing Benefit / Universal Credit claims
- Refer tenants to other agencies who may be able to help them

4. Payment Methods

The Council aims to ensure that tenants are able to pay their rent as easily as possible, in a way that suits them and their lifestyle. The Council does this by providing a range of payment options allowing more traditional ways of paying as well as embracing payments by way of new technology. These options include:

- Direct Debit
- Online
- Automated telephone line and over the telephone with a member of staff
- At a Contact Centre
- Rent Collector where applicable

5. Early intervention

Ensuring that tenants are kept informed of their rent account is important and rent statements are sent by post which show 3 months transactions. Statements will be provided more frequently if they are requested and assist tenants in making regular payments.

The Council works to ensure that claims for benefits are processed as quickly as possible. All Tenancy Management Officers have the means to photograph and scan documents required to process claims. These images can then be emailed to the appropriate benefit department who will process the claim.

In some instances it will not be possible to prevent arrears. However early intervention helps to identify problems quickly so that people can be referred to organisations that are able to help. Rent arrears will not be allowed to build up without intervention from the housing management team. They will follow a staged and escalated arrears procedure as detailed in Appendix 4 attached to this policy. This procedure can be suspended by a tenant choosing to pay rent and agreeing a repayment plan.

Accounts are monitored on a weekly basis and Rent Team will initially contact tenants to find out the reason for the arrears, provide advice and agree a plan moving forward. An arrears letter is usually sent to all those who have missed their first two weeks payment. This letter also advises of where additional help or advice can be sought.

Prior to any formal action being taken, Tenancy Management Officers will make contact with tenants by letter, telephone, text messaging and home visits. They will try to agree affordable repayment plans with tenants and offer advice throughout. Payment plans will usually be an agreement to pay the rent plus a further amount towards the arrears. This payment will be expected each and every week. However, officers may agree for the payments to be calculated so that they can be made less frequently, for example each month where this assists tenants to manage their finances more effectively.

6. Effective contact

Direct contact with tenants will help Officers to gauge what type of support or help can be provided and to ensure tenants' information and personal details are kept up to date. An assessment of the tenants needs will be undertaken at appropriate times but full engagement by the tenant is required for this to be meaningful.

Where the Council know English is not the tenant's first language, where necessary, we will provide all written information translated into the tenant's chosen language and conduct interviews through appropriate translators.

Where the Council is aware of disabilities or other vulnerabilities, appropriate measures can be put in place to enable effective communication. For example where someone is deaf someone who can sign will be provided, larger font letters can be sent and additional home visits can be arranged.

7. Clear and accurate record keeping

The tenancy management team and rent team will keep electronic records of all the contact and action they take in respect of tenants rent accounts on a computer programme, diary system. Each and every contact will be recorded on this system and tenant's details updated as appropriate. Details such as who lives at the property, the household income and expenditure, repairs, and equality act issues will be recorded as well as any details of repayment plans. Decisions which are made by an officer will also be recorded on the same system.

8. Enforcement

It is only when there has been no engagement, lack of, or no payment, will a formal notice be served. This is called a Notice of Seeking Possession. This is a statutory notice and the first step in formal action being taken. The detailed process following service of the notice is set out in Appendix 4. This process incorporates the legal duty to follow the rent arrears pre action protocol which is a specific procedure before issuing court proceedings.

The Council may decide to include in legal proceedings, other matters affecting a tenant's tenancy, for example, other breaches of tenancy agreement, the most common being anti-social behaviour. These other matters do not necessarily have to be included in the relevant notice served on the tenant, but the tenancy management team will make the tenant aware prior to any hearing taking place.

9. Confidentiality and Data Protection

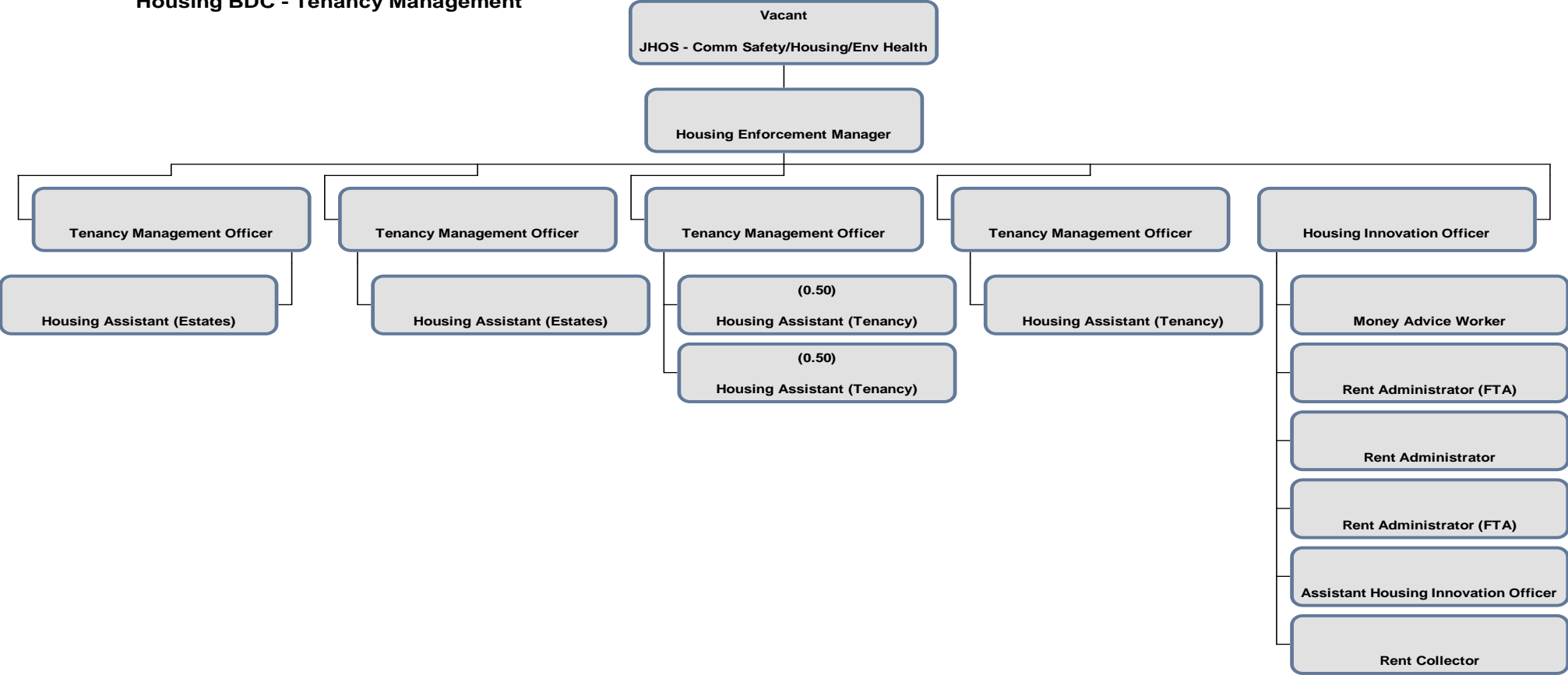
All office interviews will be carried out privately. The information held by the Council about a tenants rent account will not be disclosed unless with the tenant's permission and/or in accordance with the relevant legislation. Tenant's information is used to manage their rent accounts, payments, arrears and provide relevant debt advice. It is also used to ensure tenancy conditions are complied with such as dealing with tenancy breaches, anti-social behaviour or fraud.

10. Equality Act duties

The Equality Act 2010 states that a landlord mustn't discriminate against you if they want to evict a tenant because of rent arrears. In particular, if a tenant is disabled, the Council must take steps to make sure the tenant is not disadvantaged as a result of their disability. The Council will make reasonable adjustments if a tenant has a disability or they are disadvantaged because of something connected to the disability. In order to establish if a tenant requires additional support or help, Officers will undertake regular assessments of the tenant's personal circumstances, known as an Equality Act assessment, a copy of the form used can be found at Appendix 5.

Appendix 1 – Tenancy Management

Housing BDC - Tenancy Management



Appendix 2 –Tenancy agreement

HOUSING TENANCY AGREEMENT



This is a legal contract. It describes the rights and responsibilities of Bolsover District Council and of you the tenant. Please retain this document for your future reference.

THIS AGREEMENT is made the _____ day of _____

Two Thousand and _____ **BETWEEN BOLSOVER DISTRICT COUNCIL** (called "the Council") and

(called "the Tenant(s)")

The Council agrees that the Tenant(s) may enter into the property known as

together with any garden shed, outbuilding fence or wall let with it called ("the Property") in accordance with the following terms.

SIGNED BY

Signature _____

Signature _____

In the presence of

WITNESS Signature of Witness _____

DATE _____ day of _____ **Two Thousand and** _____

All personal information provided to Bolsover District Council will be held and treated in confidence in accordance with the Data Protection Act 1998. It will only be used for the purpose for which it was given and may be shared with other council departments or third party organisations. The information will be held electronically and kept secure at all times. Key tenant data may be provided to bodies responsible for auditing and administering public funds for the purpose of preventing and detecting fraud.

The Terms

1. The Tenancy shall be a weekly tenancy and shall commence on _____ day of _____ Two Thousand and _____
2. The rent is £_____per week inclusive of other charges where applicable and may be varied by the Council in accordance with the provisions detailed below entitled 'Payment of Rent'
3. This agreement makes the Tenant(s) a Secure Tenant(s) of the Council under the Housing Act 1985 as amended.
4. If the Tenant(s) breach any of the Terms of this agreement the Council can evict the Tenant(s) in accordance with the provisions of Schedule 2 of this agreement.
5. The Tenant(s) agree to comply with the rights and obligations set out in Schedule 1 of this Agreement and to act in accordance with the rules regulations and guidance contained in the Tenants Handbook.
6. The Council agree to comply with the rights and obligations set out in Schedule 2 of this Agreement.
7. On taking possession of the property and having received a copy of this Agreement the Tenant(s) and the Council shall be bound by its terms whether it has been signed or not. The Council may amend this agreement by giving the tenant(s) not less than four week's notice.
8. Where it is necessary for the Council to serve any Notice on the Tenant(s), that Notice may be served either by delivering it to the tenant(s), or by leaving it at his/her or their proper address or by sending it by post to that address.
 - a) The "proper address" of the Tenant(s) on whom a Notice is to be given or served shall be his/her or their last known address.
 - b) Where it is necessary for the Council to serve any Notice on Joint Tenants the Notice will have been properly served on all Joint Tenants if served on one or any of them.
9. The enforcement of these tenancy conditions shall be at the discretion of the Council. The Council is not under a duty to take enforcement action in respect of all breaches of this Agreement. The Tenant(s) acknowledges that the Council may take action against him/her/them for breach of these terms (or any other provision of this Agreement) and that this may result in the Council terminating this Agreement by applying for the appropriate Court Order for eviction. Non - enforcement in any instance will not preclude future action.
10. This Agreement can be ended by the Tenant (or either of them) giving four weeks Notice in writing on the Council in accordance with the provisions detailed below entitled 'Terminating this Agreement'.

Payment of Rent

1. The rent and other charges are due weekly in advance on a Monday.
2. The Council may vary the rent upon giving the Tenant(s) four weeks Notice.
3. The Council may vary any other charges immediately upon Notice being served.
4. The Council may recover any rent due from any one of the Tenant(s) of the property. If any one of joint tenants leave the property owing rent to the Council, the Council have the right to recover the sum outstanding (for rent or other charges) from any Tenant(s) remaining in the property.
5. The Council may recover any rent due from any one on the Tenant(s) of the property following the expiration (by any means) of this agreement.

Terminating this Agreement

1. The Tenant(s) must give the Council four week's notice in writing to terminate this agreement on a Monday.
2. The Tenant(s) must return all keys to the Council on or before 10am on the date agreed by the Council that this Agreement ends. At the discretion of the Tenancy Management Officer a termination notice may be suspended on a weekly basis. Not less than a week's notice must be given to the Tenancy Management Officer.
3. The Tenant(s) must give vacant possession of the property.
4. Fixtures installed by the Tenant(s) will become the property of the Council unless the Tenant(s) has obtained prior written permission from the Council for their removal in which case items must be removed by the time this Agreement ends.
5. The Tenant(s) must leave the property in good repair and in a clean and tidy condition and shall permit the Council and its Agents access to the property prior to the end of this Agreement in order for the Council to assess the condition of the property and evaluate any works which may be necessary before the property can be re-let to a new tenant.
6. The Tenant must pay for any repairs or replacement if damage has been caused to any Council property or the property howsoever caused prior to the keys being in the possession of the Council.
7. Should it be necessary for the Council to do any work at the property for cleaning or repairs then the Council reserves the right to charge the Tenant.
8. Should the Council be unable to recover such sums at the expiration (by any means) of this Agreement the Council reserves to itself the right to recover the sums owed by the Tenant from any sums you pay to the Council in respect of any other Council property in which you hold an interest.
9. The Council reserves the right to refuse the Tenant(s) the right to enter into any new Agreement with the Council at any time in the future if you fail to comply with all of the terms of this Agreement.

SCHEDULE 1

TENANT'S RIGHTS AND OBLIGATIONS

For the purpose of this schedule "You" shall mean the Tenant (and more if more than one, both of them separately) and every person (including children) and any animals living in or visiting the property.

1. Occupancy of Property

- 1.1 To occupy the property as your sole or principal home for use as a private dwelling house only and not to carry on (or permit to carry on) any trade or business in your property and not to use (or permit the use of) the property or any part of it for non-residential purposes or display any advertisement, sign or notice without the prior written consent of the Council.
- 1.2 You must not assign, exchange sublet or part with possession of the whole or any part of the property without the prior written consent of the Council.
- 1.3 You must inform the Council if you will be away from your home for more than twenty-eight days. The Council will then know that the property has not been abandoned. If you are absent from your home for more than 28 days without advising the Council, action may be taken to end this Agreement.
- 1.4 You will be in breach of this Agreement if in entering into this Agreement information has been given to the Council by you or anyone acting on your behalf which is false or misleading and which has led to the Council entering into this agreement with you.
- 1.5 You must pay the Rent and other charges which are due weekly in advance in accordance with the provisions detailed in 'Payment of Rent' of this Agreement.

2. Looking after your Property and General Conduct

- 2.1 You must keep the property in a clean and tidy condition (including all communal areas in the case of flats).
- 2.2 You must not damage, deface or put graffiti on Council property. You will have to pay for any repair or replacement arising from any damage to your property or any Council property caused by you.
- 2.3 You must take all reasonable steps to prevent damage to the property by fire, frost, the bursting of water pipes or the blocking of drains.

3. Safety at the Property

- 3.1 You must not tamper or interfere with equipment for the supply of services or other security or safety equipment.
- 3.2 In flats and properties with shared facilities communal doors should not be jammed open.
- 3.3 You must not keep or use any more bottled gas, paraffin, petrol or any other dangerous or noxious material in your property or in communal areas than is reasonably necessary for normal domestic use and previously approved in writing by the Council.
- 3.4 You must not make, bring anything into or store in your property anything which is dangerous to you or others or which may cause or is likely to cause a nuisance to others.
- 3.5 You should only burn recognised and approved fuel for your heating appliance.

4. Gardens and Boundaries

- 4.1 You must make sure that your garden is tidy. Lawns must be cut and hedges trimmed. If the garden is overgrown and there is no good reason why you are unable to clear it the Council may clear it and charge you for the work.
- 4.2 You must not cut down or remove any established tree on your property without the Council's prior written permission.
- 4.3 You must not enter on any property that has not been let to you as part of the property that is subject to this Agreement. You must not allow anyone to enter upon the property, if this does happen you must notify the Council immediately and in writing.
- 4.4 You are not allowed to erect walls or fences at the property or alter, move or interfere with existing boundary features without the Council's written permission. If you breach this condition the Council shall have the right to reinstate the original boundaries and recover the costs of such works from you.

5. Alterations and Additions

- 5.1 You must not erect any shed, garage, greenhouse or similar structure without the Councils prior written permission.
- 5.2 You must not make any alterations, additions, or installations to the property without the Councils prior written permission.
- 5.3 You must not undertake any permanent decorative finish to the property without the Councils prior written permission.

6. Repairs to the Property

- 6.1 You must notify the Council immediately if any repairs are required at the property which are the Council's responsibility, such items being detailed in Schedule 2 of this Agreement.
- 6.2 You are responsible for the repair, replacement and renewal of the following items:
- the internal decoration or your property.
- a) plugs to sinks, baths and wash hand basins;
 - b) plugs for electrical appliances;
 - c) replacement light bulbs and tubes;
 - d) replacement of fuses;
 - e) keys;
 - f) batteries for appliances;
 - g) adjustments to central heating clocks;
 - h) clearing blocked wastes to sinks, wash hand basins and baths and external gullies;
 - i) replacement of cracked or broken glass;
 - j) fences between adjacent council owned properties;
 - k) cooking facilities;
 - l) sweeping of chimneys;
 - m) draining down water systems during periods of absence in the winter months.
- 6.3 You must pay the whole cost of any works or repair arising from any damage to the property caused by you.
- 6.4 You have an obligation to take care of the property internally and externally and in the case of flats or properties with shared facilities all communal areas.

7. Pets and Animals

- 7.1 You are allowed to keep one dog and/or one cat, caged birds or fish 'Family Pets' without first needing to obtain the Council's permission. Should you wish to have more animals at the property (or animals which are not listed in this section) then you should obtain the Council's prior written consent. In the case of tenants of sheltered flats, dogs and cats cannot be replaced.
- 7.2 You must keep any 'Family Pet' under control at all times and not permit any 'Family Pet' to damage the property or any Council property to cause any nuisance or annoyance to anyone else.
- 7.3 You must not leave any 'Family Pet' unattended for more than 24 hours either inside or outside the property.

- 7.4 You must ensure that no 'Family Pet' or animal kept at the property prevents an employee, contractor or agent of the Council gaining access to the front door of the property.
- 7.5 You should not erect any structure for the housing of livestock or birds without the Council's prior written consent.

8. Access

- 8.1 You must permit the Council, its contractors or agents access to the property on the giving of reasonable notice to inspect the condition of the property and when the Council feel it is necessary to carry out repairs improvements or other necessary work.
- 8.2 In the case of emergencies the Council reserves the right to gain access to the property by whatever means are necessary. This provision shall also apply should you fail to allow the Council access for routine checks and maintenance within 72 hours of them serving on you Notice requiring access for such checks.

9. Vehicles and Parking

- 9.1 You must not park or leave any motor vehicle, trailer, caravan or boat anywhere on the property except on an approved hardstanding
- 9.2 The parking of vehicles by you must not in any way obstruct access to another property, service road, or prevent access for emergency vehicles.
- 9.3 Vehicles larger than 3.5 tonne gross weight may not be parked at the property and Taxis/Private Hire Vehicles may only be parked on a private drive or within the property boundary except where previously approved in writing by the Council.
- 9.4 You must not park or leave any motor vehicle, trailer, caravan or boat on grass verges or on any Council land used for amenity purposes.
- 9.5 If the property has a designated residents parking area, only you and your lodgers or visitors must park there.

10 Tenants Behaviour

- 10.1 You must ensure no nuisance or annoyance is caused to any person living in, visiting or otherwise engaged in a lawful activity in the locality of the property. Examples of nuisance, annoyance or disturbance include (but is not limited to):-
 - a) selling of drugs or drug abuse;
 - b) loud music;
 - c) arguing and door slamming;
 - d) dog(s) barking and fouling;
 - e) rubbish dumping;
 - f) undertaking major car repairs;

- g) playing ball games (other than in a designated amenity area);
 - h) discarding litter;
 - i) using air-rifles or pellet-guns.
- 102 You must ensure that no harassment is caused to any other person. Examples of harassment includes (but is not limited to):
- a) violence or threats of violence towards any person including people living visiting or working in the locality of your property;
 - b) abusive or insulting words or behaviour;
 - c) damage or threats of damage to another persons property or home or pets;
 - d) writing threatening, abusive or insulting graffiti;
 - e) any interference with the peace or comfort of any other person;
 - f) racial harassment;
 - g) sexual harassment;
 - h) harassment because of a persons sexuality, physical disability, learning disability, religion or because they may have HIV/AIDS.
- 103 You must not inflict domestic violence or threaten violence against any other person.
- 104 You must not use or threaten to use violence or use abusive or insulting words or behaviour towards any employee, contractor or agent of the Council.
- 105 You must not use or permit the use of your property or any communal area for any illegal or immoral purpose.
- 106 You must not make false or malicious complaints to the Council about the behaviour of any other person.

SCHEDULE 2

COUNCIL'S OBLIGATIONS AND RIGHTS

1 The Council Agrees:

- 1.1 Not to interfere with your rights to possession of the Property as long as you fulfil all Tenants Obligations under this Agreement.
- 1.2 To replace and renew as appropriate the items detailed below as soon as reasonably possible:
 - a) the structure and exterior of the Property (including communal areas in the case of flats);
 - b) the decoration of communal areas;
 - c) the fitting for the supply of water, gas and electricity;
 - d) bathroom and toilet fittings;
 - e) room heating systems;
 - f) water heating systems.
- 1.3 To consult tenants who are likely to be substantially affected by proposed changes in or additions to the Housing Management Policies (other than rents and other charges)
- 1.4 To only change the terms of this Agreement (excluding the level of rent) by:-
 - a) giving you written notice of the proposed change and inviting comments within a reasonable time;
 - b) Considering the comments from individuals and groups;
 - c) Giving four weeks notice of the changes and information explaining the changes;
 - d) Undertaking full consultation with the Tenants Associations.
- 1.5 To consult with Tenants in accordance with the Council's Tenant Participation Policy.
- 1.6 To supply information on Housing Allocation Policies and Procedures, transfers and exchanges and to endeavour to supply information on all other subjects relevant to this Agreement.

2 The Council reserves the right to themselves:

2.1 To fix attach and maintain any wires, poles, cables, brackets, fixtures and fittings in over or under the property for the purpose of supplying radio and television diffusion services to the property or any other works at the property or any other.

2.2 The right to install and maintain and improve the cables wires fixtures or other equipment for the purpose of provision of emergency alarms security systems or fire detection.

2.3 To erect scaffolding at the property for the purpose of carrying out works at the property or any other.

2.4 To seek to recover possession on the grounds set out in Schedule 2 of the Housing Act 1985 (as amended) after first giving the Tenant(s) Notice of its intention to apply to the Court for an order seeking possession of the property.

3 Succession of Property

If you have a joint tenancy the surviving tenant will automatically take over the tenancy upon the death of the other joint tenant. The surviving tenant will be the successor and there will be no further right to succeed because succession can only happen once.

If you are a sole tenant who has not succeeded the tenancy, then your tenancy can be passed onto your spouse or civil partner as long as they are living with you when you die. If there is no spouse or civil partner then other members of your family can succeed to the tenancy if you die, providing they have lived with you for 12 months ending at your death.'

Equalities Policy Statement

Bolsover District Council is committed to equalities as an employer and in all the services provided to all sections of the community.

The Council believes that no person should be treated unfairly and is committed to eliminate all forms of discrimination in compliance with its Equality Policy.

The Council also has due regard to eliminate discrimination and to proactively promote equality of opportunity and good relations between persons of different groups when performing its functions.

Access for all

If you need help understanding this document or require a larger print or translation, please contact us on the telephone number at the bottom of the page.

Jeśli potrzebują Państwo pomocy w zrozumieniu tego dokumentu lub jeśli chcieliby Państwo otrzymać jego tłumaczenie czy też wersję dużym drukiem, proszę się z nami skontaktować pod numerem telefonu podanym na dole strony.

Nel caso in cui si abbia bisogno di aiuto per comprendere il presente documento o si necessiti di un documento stampato in un formato più grande o di una traduzione, contattateci al numero di telefono riportato in fondo alla pagina.

倘若您需要幫助瞭解本檔的內容，或需要提供大字體格式或翻譯件，請按照頁面底端的電話號碼聯絡我們。

ترجمہ یا بڑے حروف یہ یا ہو ضرورت کی مدد میں سمجھنے دستاویز یہ کو آپ اگر دیے میں آخر کے صفحے اس مہربانی برائے تو ہو درکار میں شکل کی - کریں رابطہ سے ہم پر نمبر گئے

Other Equalities information is available on our web site www.bolsover.gov.uk
or by email from equalities.officer@bolsover.gov.uk

Minicom:01246 242450 Fax:01246 242423

Tel: 01246 593064

Appendix 3 - Rent Arrears Recovery Procedure

Rents Team

The aim of the Rents Team is to prevent a Notice of Seeking Possession being served. By having early engagement with tenants assistance can be given to maximising benefit entitlement and supporting those who may be vulnerable.

For each case, the computer system will suggest the next stage where appropriate unless an agreement is in place and this has not been broken. At each contact with the tenant we will strive to make an arrangement with the tenant to pay the rent and arrears, and if appropriate make referrals to money advice worker, other agencies that can assist with money management and debts

- The Arrears Progress is run to obtain all accounts that are in rent arrears. Accounts are checked to make sure the tenant(s) is not a monthly payer. If payments are not being made or the incorrect amount is being paid then an Arrears Reminder 1 (ARR1) letter will be sent. This is sent to anyone who hasn't made a prior arrangement. This case will be moved to the ARR1 stage and will be recorded automatically on the computer system.
- In the next extract, if no payment has been made or any contact from the tenant(s) has been received then telephone contact will be attempted, this may take the form of a text message. An email may be sent if address known. The tenant(s) will be advised and encouraged to set up an arrangement to pay.

If the tenant(s) made an incorrect payment they will be encouraged to make the correct payment. The case will be moved to the TEL1 stage and will be recorded automatically on the computer system

- In the next extract, the account is monitored for payments. The account will be checked if this is a regular monthly payer. If this is the case this will be recorded as such on the computer system.

If no payment has been made or any contact from the tenant(s) has been received then an Arrears Reminder 2 (ARR2) letter will be sent. This case will be moved to the ARR2 stage and will be recorded automatically on the computer system.

- In the next extract, the account is monitored for payments. A visit will be carried out to those still in arrears unless they are keeping to an agreed arrangement. A record of this visit will be kept on the computer system.

At the visit the Tenancy Checklist will be completed. The aim of this will be to check the details of the tenant(s) and other occupants of the household and if there are any vulnerabilities / disabilities or experiencing any other issues we are not aware of. An action plan will be agreed if any issues are reported.

On return to the office any vulnerabilities or disabilities will be logged onto the computer system. Referrals will be made to Money Advice Worker or Social Care as agreed or as required. Referrals and signposting can also be made to the

Citizens Advice Bureau and Derbyshire Law Centre. This case will be moved to the VIS1 stage and will be recorded automatically on the computer system.

Housing Assistant (Tenancy)

The aim of the Housing Assistant (Tenancy) is to prevent the tenant(s) being entered into court. By having engagement with tenant's assistance can be given to maximising benefit entitlement and supporting those who may be vulnerable.

For each case, the computer system will suggest the next stage where appropriate unless an agreement is in place and this has not been broken. At each contact with the tenant we will strive to make an arrangement with the tenant to pay the rent and arrears.

- In the next extract, the account is monitored for payments. The Pre Notice Warning (PNSP) letter will be produced and hand delivered to those still in arrears unless they are keeping to an agreed arrangement. This case will be moved to the PNSP stage and will be recorded automatically on the computer system.
- The Housing Assistant (Tenancy) will look at all cases at the PNSP stage and complete the Equality Act Assessment using information stored on the computer system and paper records that have been downloaded onto the Housefile, and their direct knowledge of the tenants
- The Housing Assistant (Tenancy) will decide if it is appropriate for the Notice of Seeking Possession (NSP) to be prepared. This will be handed to the Tenancy Management Officer along with the Equality Act Assessment for their authorisation and signature.
- The NSP is hand delivered by the Housing Assistant (Tenancy) or another officer if appropriate. A certificate of service is completed and kept on the housefile. This case will be moved to the NSP stage and will be automatically recorded on the computer system. Where there are joint tenants, a NSP must be served on each.
- In the next extract, contact is attempted via telephone with the tenant(s). This may take the form of a text message. An email may be sent if address known. The tenant(s) will be advised and encouraged to set up a payment plan or they would run the risk of being entered into court for the Council to seek possession of their home. The tenant will also be reminded that a Notice of Seeking Possession has already been served, the matter is serious and is the first step towards potential court action. The case will be moved to the Pre Court Telephone Contact PCTEL stage.

Tenancy Management Officer

The aim of the Tenancy Management Officer (TMO) is to prevent the tenant(s) being evicted. By continuing to engage with tenants to address rent arrears we hope to prevent the need for court action.

For each case, the computer system will suggest the next stage where appropriate unless an agreement is in place and this has not been broken. At each contact with the tenant we will strive to make an arrangement with the tenant to pay the rent and arrears.

- Once the Notice of Seeking Possession is served the case will be monitored by the TMO.
- If the tenant(s) is still not paying then a Court Warning letter will be sent. Included in this will be a copy of the Pre-Action Protocol for Possession Claims by Social Landlords which is produced by the Ministry of Justice.

A referral will be made to Housing Needs Officers (HNO) to indicate that the tenant(s) is in threat of losing their home. This will be done via email to the relevant HNO. This case will be moved to the COURW stage and will be automatically recorded on the computer system.

- The court application stage (COURA) will be the next suggested stage 2 cycles after the COURW stage was committed.
- The Equalities Act Assessment will be updated and a decision made as to whether the tenant(s) will be entered into court and the details input onto the Possession Claim Online system (PCOL). The case will be moved to the Court Application (COURT) stage when the PCOL information is completed. This will be automatically recorded on the computer system.
- Once input on PCOL the following documents will be produced
 - Letter for tenant(s) to confirm date of hearing
 - Witness Statement
 - Rent Statement for both court and the tenant(s)

The following documents will be provided to court

- Witness Statement
- Rent Statement
- Copy of the letter sent to the tenant(s) to confirm the date of the hearing
- Copy of the Notice of Seeking Possession
- Copy of the Tenancy Agreement

The following documents will be provided to the tenant(s)

- Letter for tenant(s) to confirm date of hearing
- Information leaflet explaining court process and possible outcomes
- Rent Statement
- Copy of the Notice of Seeking Possession
- Copy of the Tenancy Agreement

- Prior to the court date it will be decided what order will be requested at the hearing. This decision can be made by the TMO or in consultation with the Housing Enforcement Manager (HEM).
- Following the court hearing the case will be moved to the relevant stage depending on the outcome, this will be automatically recorded on the computer system.

Possible Court Outcomes

The possible court outcomes are as follows:

- OPOS Outright Possession
- SPO Suspended Possession Order
- ADJDS Adjourned for a specified amount of days
- ADJTS Adjourned on Terms
- ADJLIB Adjourned with Liberty to Restore
- COSTS Costs Only Order
- WTHDS Withdrawn

Outright Possession Order (OPOS)

An outright possession order specifies the date by which a tenant is required to leave the Property. The date is usually 14 days after the order is made. A tenant can ask for the date for possession to be delayed for a maximum of 6 weeks if it would cause them hardship to leave earlier.

Once the time period of the Outright Order has expired an application for a warrant of Possession of Land can be made.

A letter will be sent to the tenant(s) confirming the order obtained, and advising where they can seek assistance for rehousing. The details of the court order will be input into the computer system. Any court costs will be added to the rent account.

The Equalities Act Assessment (EAA) will be updated and a decision made as to whether the warrant will be applied for. This decision can be made by the TMO or in consultation with the HEM.

The HEM must sign the EAA prior to the application of the warrant. If the warrant is to be applied for the case will be moved to the Apply for Warrant (AWAR) stage.

Suspended Possession Order (SPO)

A possession order will be granted but suspended on terms. The tenant(s) is allowed to remain so long as they adhere to the terms.

A letter will be sent to the tenant(s) confirming the order obtained and setting out the terms for compliance and consequence of breach

The details of the court order will be input into the computer system which will create a court arrangement and the case will be moved to the Court Arrangement Made (CAMS) stage. Any court costs will be added to the rent account.

The system will monitor this arrangement. If the tenant is making the correct payments no action will be suggested. If the tenant is not making the correct payments it will suggest the Court Arrangement Broken (CAMF) stage.

Adjourned for a specified amount of days (ADJDS)

The Court may adjourn the determination of a case for a specified amount of days e.g. when a Housing benefit or Universal Credit claim is being processed.

A letter will be sent to the tenant(s) confirming the order obtained, and if appropriate tell the tenant(s) what the need to do before the next hearing. This case will stay at the ADJDS stage until the amount of days given in the court order has expired when there will be a new hearing.

If the date has not been set by the court this will have to be followed up with the court. If the hearing has been set the case will be moved to the Adjourned Hearing (ADJHE) stage and the details input.

Once the Adjourned hearing has been conducted the court outcome will be recorded and the relevant stage selected.

Adjourned on Terms (ADJTS)

On occasion the court may adjourn for a specified amount of time, as set out above, but also require that the tenant(s) adhere to specific terms e.g. payment of rent or contributions to rent.

A letter will be sent to the tenant(s) confirming the order obtained and explain what terms they are required to adhere to. The details of the court order will be input into the computer system which will create an adjournment arrangement and the case will be moved to the Adjourned on Terms Arrangement Made (ADJAR) stage.

The system will monitor this arrangement and suggest the Re-list (RLISTS) stage if the payments are not made correctly.

Adjourned with Liberty To Restore (ADJLIB)

A possession claim can be adjourned generally with liberty to restore the claim at a later date. This is often on terms. A letter will be sent to the tenant(s) confirming the order obtained and if required any terms. This case will stay at the ADJLIB stage whilst the payments are being monitored.

Whilst the payments are being made correctly there is no further need for action and the case will remain at this stage.

If the payments are not being made correctly and it has not gone past the date when this can be applied for, a decision will be made as to whether an application

to restore the possession claim is needed. . This decision can be made by the TMO or in consultation with the HEM. This application will be made via the PCOL system.

If the hearing is applied for, once the date is received this case will be moved to the ADJHE stage.

Once the Adjourned hearing has been conducted the court outcome will be recorded and the relevant stage selected.

Costs Only Order (COSTS)

A letter will be sent to the tenant(s) confirming the order obtained and costs will be added to the ret account.

The payments for the rent account will have to be monitored and any credit balances transferred to the court costs account. An email will be sent to the rent team to transfer the credit.

Withdrawn (WTHDS)

A letter will be sent to the tenant(s) confirming the order obtained. The letter must include the reasons for the withdrawal from court and the terms of the agreement if one has been made.

Court Arrangement Broken (CAMF)

The CAMF stage will be suggested if the Suspended Possession Order is not being kept to.

The Behind on Court Order (BCAM) stage can be used to remind tenant(s) of their court order obligations once they have breached them and give them the opportunity to catch up with them. The moving to this stage will be completed manually. The letter will include details of the court order, the amount of rent and how far behind the tenant is with the court order.

The Last Chance Appointment (LCAP) stage can be used to remind tenants of their court order obligations by discussing the situation with the TMO and to give them the chance to catch up with their obligations. The moving to this stage will be completed manually. The letter will include details of the appointment made. If the tenant(s) does not comply with the terms of the court order once the reminder has been given then the EAA will be updated and a decision made as to whether the warrant will be applied for. This decision can be made by the TMO or in consultation with the HEM.

The HEM must sign the EAA prior to the application of the warrant. If the warrant is to be applied for the case will be moved to the Apply for Warrant (AWAR) stage.

Warrant Application (AWAR)

If there is not a suspended warrant already in place an application for a warrant will be completed via PCOL. The details of the warrant application will be input

onto the system. The case will remain at this stage until the date is confirmed by the bailiff.

If the warrant is already suspended and it has been no longer than one year since it was suspended, there will be an application to re-issue the warrant. The details of the warrant application will be input onto the system. The case will remain at this stage until the date is confirmed by the bailiff.

If the warrant is already suspended and it has been longer than one year since the warrant was suspended then a new application will have to be made. The details of the warrant application will be input onto the system. The case will remain at this stage until the date is confirmed by the bailiff.

The TMO must complete a Bailiffs confirmation of date court form and a risk assessment, which must be filed at court.

Once the date is confirmed this will be moved to the Bailiff Date Confirmed (BALC) Stage.

This date also needs to be confirmed with the tenant(s). The case will be moved to the Confirm Bailiff Date with Tenant (CBAL), this will generate a letter.

The TMO must make arrangements for any support required at the eviction (e.g. Police, CAN Rangers) and the lock change to be completed.

Tenant Application 1

At any time after the tenant(s) is informed of the eviction date up to the actual eviction, the tenant(s) can apply to the court for an application to suspend the warrant. The court will deal with this matter at a hearing. When the court contacts the council to inform us of this hearing the case will be moved to the TAPP stage.

There are 3 potential outcomes to this hearing

- Tenant(s) application is dismissed
- The warrant is suspended on terms, indefinitely
- The Warrant is suspended on terms with a review date in the future. This is often when the tenant(s) is required to make payment or submit additional information to assist with a benefit claim.

If the application is dismissed the eviction will be executed as arranged. If the warrant is suspended then the case will move to the Warrant Suspended on Terms (WSUS) stage.

Warrant Suspended on Terms (WSUS)

A letter will be sent to the tenant(s) confirming the order obtained and any terms they need to adhere to.

The details of the court order will be input into the computer system which will create a court arrangement and the case will be moved to the Warrant Arrangement (WARM) stage.

The system will monitor this arrangement. If the tenant is making the correct payments no action will be suggested. If the tenant is not making the correct payments it will suggest the Warrant Arrangement Failed (WARF) stage.

Warrant Arrangement Failed (WARF)

If the warrant is to be applied for, the case will be moved to the Apply for Warrant (AWAR) stage.

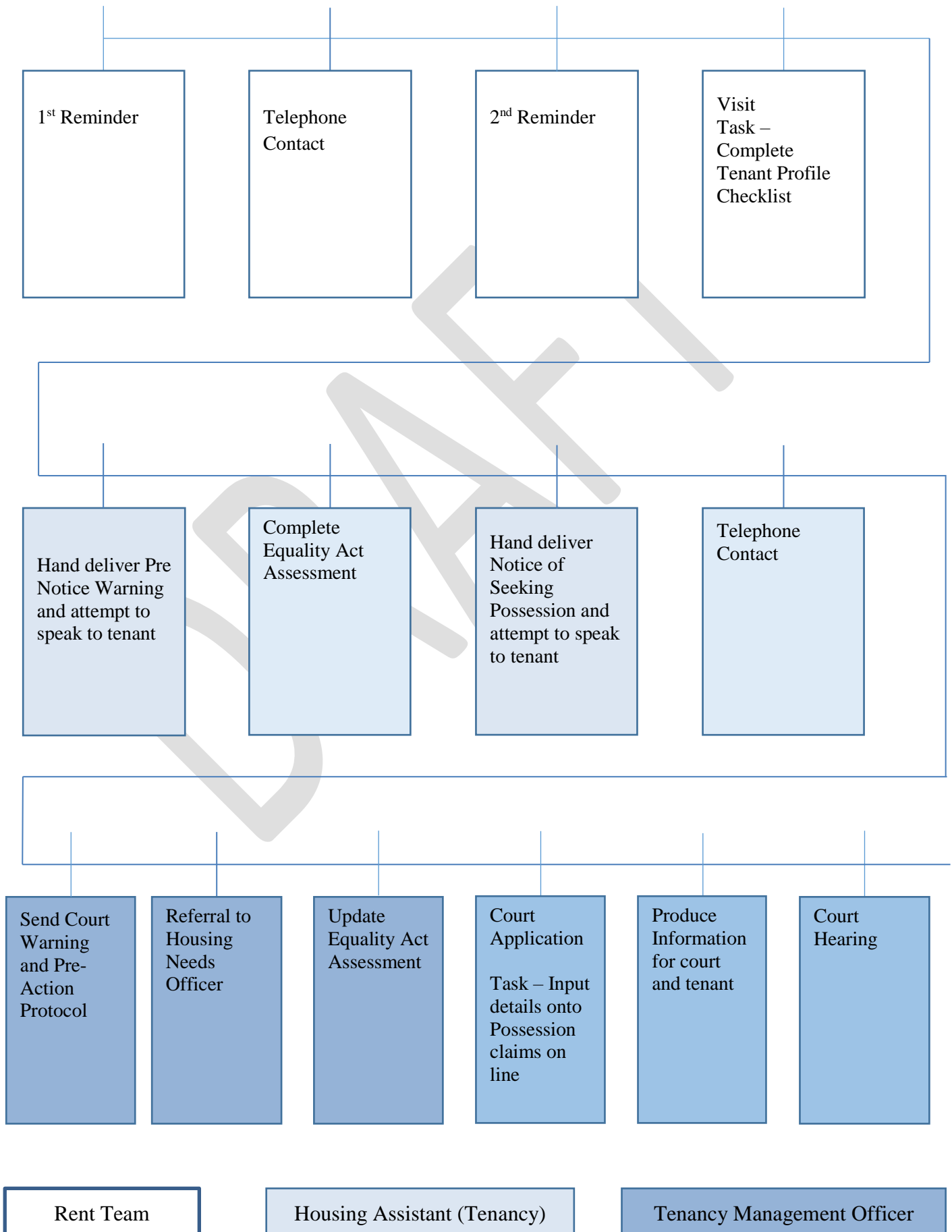
Arrangements

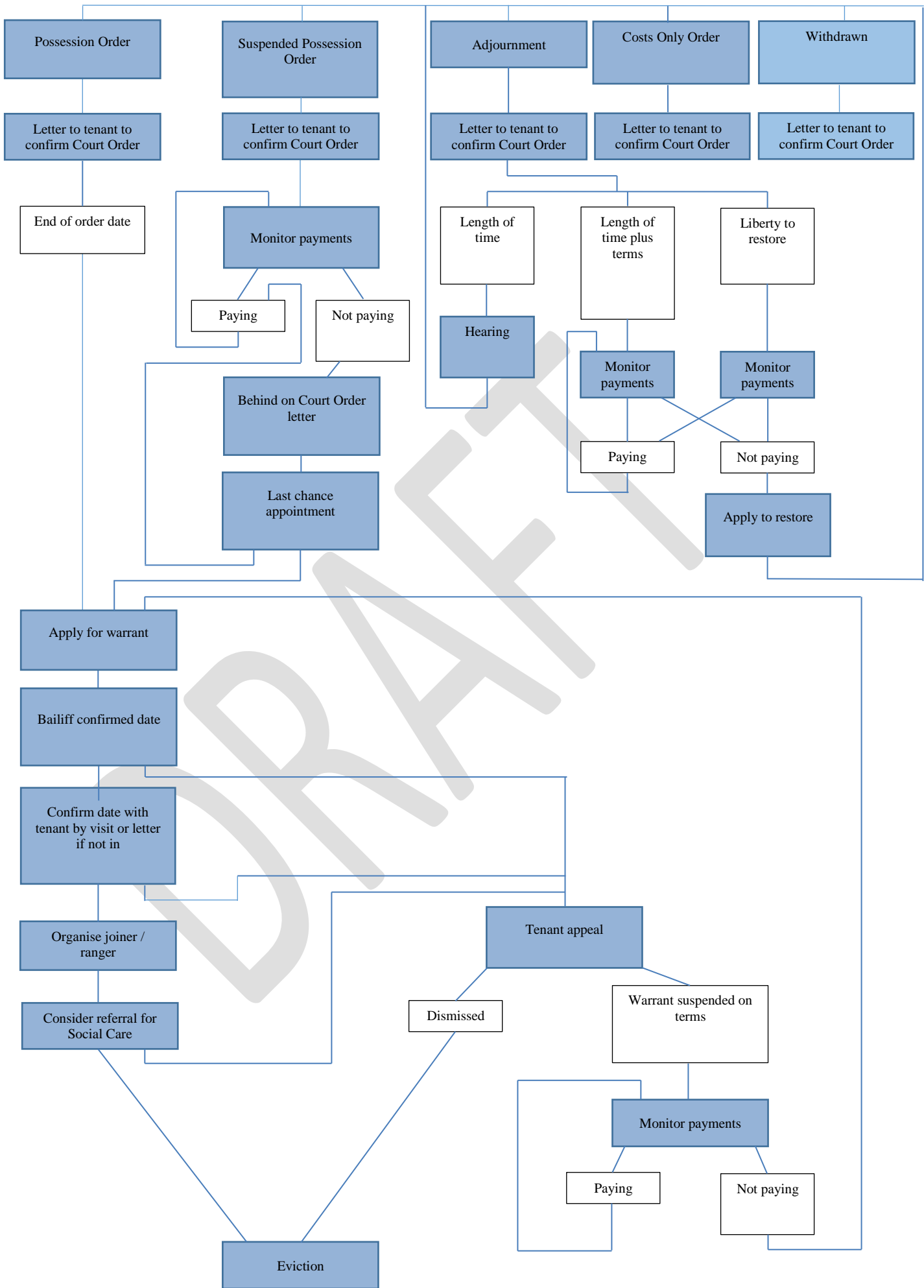
Once an arrangement is made with the tenant(s) the details will be input into the computer system. The system will monitor the payments. If the payments are made correctly then the system will not prompt any further action or change of stage.

If the arrangement is broken because the payments have not been made correctly the system will return the case back into the rent arrears procedure and prompt the relevant stage.

DRAFT

Appendix 4 - Rent Arrears Recovery Procedure – Flowchart





Appendix 5 – Equality Act Assessment

EQUALITY ACT 2010 CASE ASSESSMENT

Tenants name:			
Property address			
Tenancy Type		Tenancy start date	
Number of All occupants		Of which under 18	
Reason for action (tick all boxes which apply)	<input type="checkbox"/> ASB <input checked="" type="checkbox"/> Rent arrears <input type="checkbox"/> Other breach of tenancy		

1	Identified Vulnerabilities	
	After checking on Housing IT system and House file: Does the tenant/s have any vulnerabilities	<input type="checkbox"/> Yes <input type="checkbox"/> No If Yes please provide details complete details on additional page:
	Are there any occupants with vulnerabilities that will impact on the tenant/s ability to sustain a tenancy	<input type="checkbox"/> Yes <input type="checkbox"/> No If Yes please provide details complete details on additional page:

2	Proportionate Action
	Do you consider the action you are taking is proportionate and you have assessed all alternative options to resolve breach. Is the action proportionate: <input checked="" type="checkbox"/> Yes <input type="checkbox"/> No
	Please tick and confirm the alternatives to possession that have been considered:
	<input type="checkbox"/> Letters sent: <input type="checkbox"/> Home visits: Successful <input type="checkbox"/> Home visits: Unsuccessful <input type="checkbox"/> Telephone contact: Successful <input type="checkbox"/> Telephone contact: Unsuccessful <input type="checkbox"/> Emails to tenant: <input type="checkbox"/> Office interviews: <input type="checkbox"/> Tenant not engaging

EQUALITY ACT 2010 CASE ASSESSMENT

Additional Page Identified Vulnerabilities- Further Details

Name of person with Vulnerability	
Relationship to Tenant/s (if applicable)	
1	Identified Vulnerabilities/ Warning markers
<input type="checkbox"/> Bankrupt / Debt Relief Order <input type="checkbox"/> Literacy support needs <input type="checkbox"/> Careline <input type="checkbox"/> Tenancy support needs <input type="checkbox"/> Registered blind / partially sighted <input type="checkbox"/> Resettlement support <input type="checkbox"/> Mental Health support needs <input type="checkbox"/> Domestic abuse <input type="checkbox"/> Male visitors only <input type="checkbox"/> Children's safeguarding <input type="checkbox"/> Hygiene standards (property) <input type="checkbox"/> Potential violent visitors <input type="checkbox"/> Dementia / memory loss <input type="checkbox"/> Two people to visit <input type="checkbox"/> Visit in pairs include 1 female <input type="checkbox"/> Sensitive information <input type="checkbox"/> Elderly tenant	<input type="checkbox"/> Asylum seeker / refugee <input type="checkbox"/> Interpreter required <input type="checkbox"/> Recently bereaved <input type="checkbox"/> Supported by carer <input type="checkbox"/> Registered deaf / hard of hearing <input type="checkbox"/> Learning needs <input type="checkbox"/> Physical mobility / wheelchair user <input type="checkbox"/> Dangerous animal <input type="checkbox"/> Female visitors only <input type="checkbox"/> Adult safeguarding <input type="checkbox"/> Hoarder <input type="checkbox"/> Pre- arranged visits <input type="checkbox"/> Suffering ASB / hate crime <input type="checkbox"/> Substance misuse <input type="checkbox"/> Visit in pairs include 1 male <input type="checkbox"/> Young tenant <input type="checkbox"/> Other
Please confirm details:	
2	Outcomes from Vulnerability Check
How were we made aware of vulnerability	<input type="checkbox"/> Verbally from tenant <input type="checkbox"/> From other agency/ professional <input type="checkbox"/> From Housefile
Have we been provided with written confirmation of the vulnerability?	<input type="checkbox"/> Yes <input type="checkbox"/> No
Has the tenant confirmed how their vulnerability prevents them maintaining rent payments?	<input type="checkbox"/> Yes <input type="checkbox"/> No If yes: how does this stop them? What support has been identified to assist the tenant to maintain payments?:

Could the reason for breach be attributed to their disability	<input type="checkbox"/> Yes <input type="checkbox"/> No
Is the tenants Health and Safety at risk	<input type="checkbox"/> Yes <input type="checkbox"/> No
Any other vulnerability the breach may be attributed to?	<input type="checkbox"/> Yes <input type="checkbox"/> No
Any other comments	

DRAFT