

Appendix 2: Council Plan Targets and Supporting KPI's for Our Environment ‘by protecting the quality of life for residents and businesses, meeting environmental challenges, and enhancing biodiversity’

Target Status	Usage
Not Started	The target has yet to be started, but is well within the date for completion
On Track	The target is progressing well against the intended outcomes and intended date.
Not on Track	<ul style="list-style-type: none"> The target is six months off the intended completion date and the required outcome may not be achieved To flag annual indicators within a council plan period that may not be met. To reflect any indicator that does not meet the expected outturn for the reporting period (quarterly).
Achieved	The target has been successfully completed within the target date. Success to be celebrated.
Extended	The date for completion of this target has been formally extended by a Director and/or Members.
Achieved, behind target	The target has been completed but outside the intended target date. Success to be celebrated but reason for late delivery should be acknowledged.
Suspended	The target has been temporarily suspended by a Director and/or Members due to an unforeseen issue. Recommendation needs to be made and discussed at SLT.
Withdrawn	The target has been recommended for withdrawal and discussed at SLT meeting. Cabinet Member and Deputy Leader need to be informed.
Failed	The target has failed to achieve what it set out to accomplish within the intended target date.

Key Council Target	Status	Q4 1/1/26 – 31/3/26 inc.	Target Date
ENV.01 - Update the Carbon Reduction plan to deliver Net Zero 2050	On Track	<p>Q1 2025 – 2026 (Update 20250801)</p> <p>This is ongoing. The Climate Service has undergone an internal BDC Audit with a number of recommendations, including the development of a Carbon Plan. The Climate Change Officer is working with Audit to develop a framework of delivery.</p>	Fri-31-Mar-28

The updated Carbon plan will follow the nine recommendations of the Climate Change and Communities Scrutiny Committee.

Q2 2025-2026 (Update 20251015)

Following Internal Audit recommendations and report to Climate Change and Communities Scrutiny Committee, the following actions are being undertaken:-

1. While a new carbon plan is being developed Bolsover District Council will follow the nine recommendations outlined by the Climate Change and Communities Scrutiny Committee.
2. A new BDC Climate Resilience Group will be established to lead on Internal Climate Change Activity. The BDC Climate Resilience Group will manage and be accountable for the development and management of a new Carbon Reduction Plan.
3. Updates will be provided in early 2026

Q3 2025-2026 (Update 20251015) -

- The first meeting of the Climate Change Resilience Group (Internal) will meet Monday 2 Feb 2026.
- ToR, goals and objectives for the Climate Change Resilience Group with Council Environment Portfolio Holder.
- As part of the first meeting of CCRG departments / sections will be asked to submit projects proposals to feed into a Climate Action plan to cover 2026-2027.
- Updates will be provided on Tuesday 3 February and SLT where appropriate

Q4 2025-2026 (Update 20260330)

Climate Change Resilience Group (Internal) meet monthly to help develop a Climate Change Action Plan.

		<p>Updates have been provided to SLT and Audit Team on progress.</p> <p>Bolsover Partnership has been supported to restart Carbon Thematic group (HENZ Group) which will engage a range of external stakeholders which will contribute to Carbon Reduction measures beyond the councils' actions / plans.</p> <p><u>Development Plan</u></p> <ul style="list-style-type: none"> • Departments Identify Current & Potential Carbon Reduction Projects (Completed) • Identification of Principals / Vision (Ongoing) • Identification of Actions by Service Area for Action Plan (April/May 2026) 	
<p>ENV.02 - Increase the combined recycling and composting rate to meet government's 65% target by 2035.</p>	<p>Achieved</p>	<p>\1. Review domestic household customer recycling service requirements to meet government's 'Simpler Recycling' collection core-material set by 31st March 2026.</p> <p>Q3 Update (9.1.25) the Council's kerbside (burgundy bin) recycling collection service meets the Simpler Recycling core material set requirements. <u>Item 1 is now complete.</u></p> <p>2. Review commercial waste customer recycling service requirements to meet governments 'Simpler Recycling' collection core-material set by 31st March 2025.</p> <p>Q4 Update (25.3.25) the Council's commercial waste collection rates have been reviewed to meet Simpler Recycling collections and inform of charges throughout the 2025\26 period. <u>Item 2 action is now complete.</u></p>	<p>Sat-31-Mar-35</p>

		<p>3. Procure replacement kerbside recycling (burgundy bin) collection vehicles to meet government's 'Simpler Recycling' requirements. 31.1.24.</p> <p>Q3 Update (9.1.25) Vehicles delivered early December 2024 and now deployed within service delivery operations. <u>Item 3 is now complete.</u></p> <p>4. Extend commercial waste customer recycling service to meet all relevant customer's 'Simpler Recycling' collection requirements by 31st March 2025. 31.3.25.</p> <p>Q4 Update (25.3.25) the Council's commercial waste collection rates have been reviewed to meet Simpler Recycling collections and inform of charges throughout the 2025\26 period. <u>Item 4 is now complete.</u></p> <p>5. Review recycling service customer educational information sources and platforms to increase recycling awareness and participation on an ongoing basis throughout period of the Service Plan period.</p> <p>Q4 Update (31/03/2026) - Food Waste collection service has now started operating and this will see an increase the recycling across the district Recycling campaigns are ongoing, all year round every year so this action is complete however will continue at all times. <u>Item complete</u></p> <p>6. Review domestic household customer recycling service delivery costs arising from notification of EPR</p>	
--	--	--	--

		<p>(Extended Producer Responsibility) payments coming into effect from 1st April 2026.</p> <p>Q4 Update (25.3.25) Cost of recycling collections are now predominantly met by EPR payments received from the Government's Simpler Recycling Scheme Administrator. Future payments may vary to reflect changes in the Council's recyclable waste stream volumes; in particular, arising from DRS (Deposit & Return Scheme) removing items such as drinks containers from kerbside collections; at which point, the Council may have need to review its collection systems following introduction of DRS October 2027.</p> <p>Item 6 is complete in the interim period of kerbside recycling collection scheme being reviewed</p>	
<p>ENV.03 - Implement Government Waste Consistency requirements for commercial waste by ending March 2025</p>	<p>Withdrawn</p>	<p>Actions for ENV.03 are reported under ENV.02 due to duplication arising from both targets.</p>	<p>Mon-31-Mar-25</p>
<p>ENV.04 - Introduce separate weekly collection of food waste by ending March 2026.</p>	<p>Achieved</p>	<p>1. Report to Council seeking approval to establish capital budget to meet procurement of food waste collection vehicles and kerbside caddy containers for all District households. Council approval granted 22nd May 2024.</p> <p>Q1 Update (June24) capital funding secured. Item 1 is complete.</p> <p>2. Undertake procurement (subject to Council approval) of food waste collection vehicles and kerbside caddy contains, seeking delivery by November 2025.</p> <p>Q4 24/25 Update (25.3.25) Chassis manufactured with anticipated delivery to body builder April 2025 and final build and vehicle delivery to the Council November 2025.</p> <p>Q1 25/26 Update (30.6.25) Vehicle chassis delivered to body builder for production.</p>	<p>Mon-31-Mar-25</p>

Q2 25/26 Update (15.10.25) Food Waste collection vehicles to be delivered mid November onwards. Report submitted to Exec/Council for the additional requirements of Food Waste such as recruitment of staff and this has now been agreed to recruit appropriate staff for bin deliveries followed by further staff for the rounds once understanding of the Government funding has been established late December 25.

Item 2 is complete

3. Review commercial waste customer collection arrangement to undertake separate collection of food waste from businesses from 1st April 2025; in particular, businesses which are not Micro-Enterprises, which by definition of the Financial Conduct Authority (FSA) (i) employ fewer than 10 persons and (b) have a turnover or annual balance sheet not exceeding €2 million (£1.71million).

Q4 24/25 Update (25.3.25) the Council's commercial waste collection rates have been reviewed and now include rates for food waste collection from 1.4.25.

Item 3 is complete

4. Serve notice on North East Derbyshire District Council in the cessation of their use of Bolsover District Council's Riverside Depot for the parking and operation of their Southern waste collection and street cleansing vehicles by not later than November 2025, to ensure capacity is available to meet Bolsover's increased vehicle (food waste) fleet requirements.

Q1 25/26 Update (30.6.25) NEDDC submitted application to the Traffic Commissioner Office (TCO) to establish a new

operating centre within their District boundary in anticipation of exiting Bolsover's Riverside Depot from November 2025.

Q2 Update (15.10.2025) NEDDC are on target to move their HGV fleet from Riverside Depot in November 2025 to Mill Lane.

Q3 Update (15/01/2025) NEDDC have now left Riverside Depot and moved all operations to Mill Lane. This includes all of the refuse vehicles and street cleansing teams that were at RD.

Q4 24/25 Update (25.3.25) Notice issued to NEDDC 21st August 2024 to exit Riverside Depot by November 2025.

Item 4 is complete

5. Submit a major change to the Traffic Commissioner's Office to increase the number of large goods vehicles contained in Bolsover District Council's fleet operator license, in anticipation of 7 new food waste collection vehicles. Application to Traffic Commissioner to be submitted by ending 31st March 2025.

Q1 25/26 Update (30.6.25) Application submitted to Traffic Commissioner Office (TCO) to increase headroom on the Council's fleet operator license to allow inclusion of 7 new food waste collection vehicles and awaiting outcome of the application.

Q2 25/26 Update (15.10.25) Application outcome has been determined and accepted, new Operator Licence provided by the Traffic Commissioner for 35 vehicles.

Item 5 is complete

6. Commence separate collection of food waste from businesses which are not Micro-Enterprises. Update as

per item 3 update arising from duplication of both target actions.

Q1 25/26 Update (30.6.25) these will be incorporated within wider food waste collection arrangements from 1st April 2026.

Item 6 is complete

7. Prepare a communication plan to promote introduction of separate weekly food waste collection to all District households from 1st April 2026.

Q1 25/26 Update (30.6.25) the Council's Communication Team is preparing media and publicity for introduction of food waste collection commencement.

Q2 25/26 Update (15.10.25) Communications are preparing food waste communication methods with plans to start promotions during QTR4 prior to introduction in April 2026

Q3 25/26 Update (15/01/26) Communications are preparing communications, plan is to provide a document in each food waste caddy that is delivered to each property. Within this will be a recruitment advert for waste collection operatives.

Q4 25/26 Update (31/03/2026)

Communications have continued and a plan has been developed to continue using social media and websites to publicise the work undertaken by the collection teams in order to increase recycling uptake.

Item 7 is completed.

8. Report to Council seeking approval to establish revenue budget to meet the ongoing operational cost of

undertaking separate weekly food waste collections from 1st April 2026 to all District households. To be undertaken following Government informing the Council of its new burdens revenue funding award.

Q4 24/25 Update (25.3.25) The Council has received Defra New Burdens Revenue funding to support delivery of food waste bins and project management arrangements. However, New Burdens Revenue funding to support future ongoing delivery of weekly food waste collections is now anticipated mid-point 2025.

Q1 25/26 Update (30.6.25) awaiting Defra confirmation of New Burdens Revenue funding to support ongoing delivery of weekly food waste collections and influence report to Council to establish service budget and increase to Waste Services Team staffing establishment to employ new collection staff.

Q2 25/26 Update (15.10.25) Still awaiting Defra's confirmation of New Burdens Funding, this is likely to be included in the Council's Mid Term Financial Settlement which will be announced late December. Report to Council has been presented and agreed to recruit 10 staff with current funding with the rest of the staff to be recruited once the funding has been agreed. Delegated decision authorised for Head of Paid Service in conjunction with Portfolio Holder to agree recruitment of additional staff once funding is known.

Q3 25/26 Update (15/01/2026) Following notification from Defra the report which was agreed by Council for food waste staffing has now been implemented and recruitment is currently underway to ensure all resource is in place for February to allow the delivery of caddies and round familiarisation in preparation for 31st March 2026.

Item 8 complete

9. Delivery of kerbside caddies to all District households between November 2025 and March 2026, utilising in-house waste services staff during winter suspension of green bin collections in anticipation of commencing separate weekly food waste collections from 1st April 2026. Anticipated delivery January, February and March 2026.

Q3 24/25 Update (9.1.25) Delivery of food waste caddy\bins to be undertaken early 2026 in anticipation of a 1st April 2026 service commencement date.

Q1 25/26 Update (30.6.25) as per Q3 update.

Q2 25/26 Update (15.10.25) as per Q1 24/25 update, plan to recruit staff to carry out the deliveries is currently in progress with adverts being created.

Q3 25/26 Update (15/01/2026) Due to recruitment delays resulting from the Defra funding announcement, deliveries will start to take place from the first week in February

Q4 25/26 Update (07/04/2026) - Mark Giles

All food waste caddies were delivered on time and to all residents by 2nd week of March 2026 in anticipation for collections starting 31st March 2026. **Item 9 is complete**

10. Commence separate weekly collection of from all District households. Update - Commencement will be arising from delivery of actions 1 to 9.

Q4 25/26 Update (07/04/2026) - Mark Giles

Food Waste Collections started 31st March 2026 with 30 tonnes of food waste being collected in the first week.




Item 10 is complete

<p>ENV.05 - Carry out 155 targeted proactive littering dog fouling patrols per year</p>	<p>Achieved</p>	<p>Q4 25/26 update (15/04/2026) - Laura Fox</p> <p>73 targeted patrols took place during the last quarter, meaning the shortfall during the year has been caught up. A total of 163 proactive patrols were carried out across the whole year, exceeding the annual target by 8.</p>	<p>Fri-31-Mar-28</p>
<p>ENV.06 - Reduce fly-tipping incidents per 1,000 people in Bolsover District over the plan period</p>	<p>On track</p>	<p>Q4 25/26 update (15/04/2026) - Laura Fox</p> <p>Fly tipping incidents have fallen 34% over the last five years from 2020/21 to 2024/25 and there has been a sustained year on year improvement. The baseline year for this corporate priority (2023/2024 out turn) was 14.9 incidents reported per 1,000 population. The 2024/2025 out turn data showed a 4% reduction on this baseline. Currently we are predicted to fall below 1,000 incidents which, based on the population data of 2024/2025 would be 11.9 incidents per 1,000 population and if achieved will be around 20% improvement on the baseline year.</p> <p>Q3 performance was 3.38 incidents per 1,000 population. Q4 data is not available until the next quarterly reporting.</p> <p>Incidents over the last 5 years were reported to DEFRA as follows:</p> <p>20/21: 1,823 incidents (22.4 per 1,000 population) 21/22: 1,476 incidents (18.3 per 1,000 population) 22/23: 1,348 incidents (16.5 per 1,000 population) 23/24: 1,232 incidents (14.9 per 1,000 population) 24/25: 1,202 incidents (14.3 per 1,000 population) 25/26 (predicted): 1,000 incidents (11.9 per 1,000 population)</p>	<p>Fri-31-Mar-28</p>

<p>ENV.07 - Achieve minimum quality standards of 60% for green spaces</p>	<p>On track</p>	<p>Q4 2025/26: Progress is still being made with audits of green spaces.</p> <p>Open space issues are now being discussed at the recently convened Climate Resilience Group.</p> <p>Several sites are being considered for 'relaxed mowing' and renaturing where a different management / maintenance regime would have significant benefits, primarily to enhance biodiversity whilst reducing maintenance costs.</p>	<p>Fri-31-Mar-28</p>
<p>ENV.08 - Annually monitor the condition of Local Wildlife Sites</p>	<p>On Track</p>	<p>Q4: DWT visited 12 sites during 2025/26, including 5 designated Local Wildlife Sites and 7 potential Local Wildlife Sites. The review of designated sites has seen minor revisions to the site boundaries that have removed 2.2 hectares from the designated area due to the land no longer being habitat of substantive value. This has seen the District's LWS extent reducing from 1,406.02 hectares to 1,403.82 hectares over the course of the year. Several of the 7 potential Local Wildlife Sites are being proposed for designation early in 2026/27 and this should see additions to the District's LWS extent increasing.</p> <p>Q3: DWT completing 2025/26 work and site survey reports being finalised.</p> <p>Q2: DWT work ongoing and site surveys for several sites underway.</p> <p>Q1: Service Level Agreement with Derbyshire Wildlife Trust has been reviewed and it remains fit for purpose and supports Council Plan delivery. DWT planned to undertake at least 12 condition surveys of existing and potential Local Wildlife Sites during 2025/26.</p>	<p>Sun-31-Jan-21</p>

<p>ENV.09 - Support developers and local organisations to deliver Biodiversity Net Gain across our urban and rural environments, realising future opportunities that support and deliver our Local Nature Recovery action plan.</p>	<p>On Track</p>	<p>Q4: Work to develop the BNG monitoring system ongoing and business case for bringing forward Council land for BNG delivery planned for completion by July 2026.</p> <p>Q3: BNG information gathering and monitoring forms an integral part of the decision-making process. First biodiversity gain plan condition discharge applications have now been received. Information to be recorded in a format that can be easily accessed and monitored.</p> <p>Q2: Ongoing through the statutory decision-making planning process. Monthly reports now being collated of habitat units affected by planning decisions, to facilitate environmental monitoring responsibilities.</p> <p>Q1: Work continues to secure BNG delivery through decision-making. A new Apprentice Planner is joining the Planning Policy team in Sep 2025, whose role will capture environmental monitoring responsibilities now that BNG is embedded in the planning process.</p>	<p>Fri-31-Mar-28</p>
---	-----------------	---	----------------------

Supporting Key Performance Indicators

Target Status	Usage
 Positive outturn	The outturn is above target or positive (for some targets a positive outturn requires the result to be below the target set).
 Within target	The outturn is within 10% of the target set. Indicator owner and lead officers
 Negative outturn	The outturn is below target or negative (for some targets exceeding the target results in a negative outturn).

EH 01 Percentage of EH service requests resolved within the reporting period that were resolved within set target time

Quarter	Value	Target	Status	Commentary
Q4/25/26	93.00%	90%	Green	Target achieved. Of the 1129 requests closed during the quarter, 1050 (93%) were resolved within the target time
Q3/25/26	92.00%	90%	Green	
Q2/25/26	92.00%	90%	Green	
Q1/25/26	92.00%	90%	Green	
Q4/24/25	91.00%	90%	Green	

EH 02 Percentage of planned food premises inspections carried out against programme (High Risk Cat A, B, C's)

Quarter	Value	Target	Status	Commentary
Q4/25/26	100%	100%	Green	Of the 28 A-C premises inspection due in the quarter, none are outstanding.
Q3/25/26	100%	100%	Green	
Q2/25/26	95%	100%	Yellow	Previously reported at 95% but the 2 in question were within their 28 day 'grace period' – so could argue it was actually 100% and 'Green'.
Q1/25/26	100%	100%	Green	
Q4/24/25	100%	100%	Green	

EH 03 Percentage of planned Local Auth Pollution Prevention Control (LA-PPC) inspections carried out against programme (EH07)

Quarter	Value	Target	Status	Commentary
Q4/25/26	100%	100%	Green	All 16 inspections due during the year have been completed before the end of 31/3/2026. The plan originally was to spread these out across the year however staff absence impacted in the first 3 quarters meaning the majority of the inspection work had to take place in Q4. The original target was 17 inspections, however one premises was made inactive during the year so the target was reduced to 16.

Q3/25/26	6%	100%		
Q2/25/26	0%	100%		
Q1/25/26	0%	100%		
Q4/24/25	100%	100%		

EH 04 Percentage of planned Animal Licensing inspections carried out against programme

Quarter	Value	Target	Status	Commentary
Q4/25/26	100%	100%		Of the 4 inspections due 5 were carried out within target date and 1 was carried out within 2 weeks of being due. In total across the year 21 inspections were due, all of which were carried out.
Q3/25/26	100%	100%		All 9 inspections due were carried out within target date
Q2/25/26	100%	100%		
Q1/25/26	100%	100%		
Q4/24/25	100%	100%		

EH 05 Number of targeted proactive littering/dog fouling patrols carried out

Quarter	Value	Target	Status	Commentary
Q4/25/26	73	38		73 targeted patrols took place during the last quarter, meaning the shortfall during the year has been caught up. A total of 163 proactive patrols were carried out across the whole year, exceeding the annual target by 8
Q3/25/26	35	39		
Q2/25/26	29	39		
Q1/25/26	26	39		
Q4/24/25	2	38		

EH 06 Number of proactive community patrols or events focussing on litter, waste and dog fouling

Quarter	Cumulative Value	Cumulative Target	Status	Commentary
Q4/25/26	16	15	Green	5 patrols were carried out during the quarter, exceeding the target by 1. Overall the annual target was exceeded by 1
Q3/25/26	11	11	Green	
Q2/25/26	7	7	Green	
Q1/25/26	6	3	Green	
Q4/24/25	9	4	Green	

Streetscene

SS 01 Remove 95% of hazardous Fly Tipping within 24 hours of being reported (Quarterly)

Quarter	Value	Target	Status	Commentary
Q4/25/26	67%	95%	Red	3 incidents of hazardous fly tip experienced within this period of which 67% (2) were cleared within the 24hour (1 day) target. Reduced resource due to long-term staff sickness.
Q3/25/26	67%	95%	Red	
Q2/25/26	100%	95%	Green	
Q1/25/26	100%	95%	Green	
Q4/24/25	100%	95%	Green	

SS 02 Remove 95% of non-hazardous Fly Tipping within 5 working days of being reported (Quarterly)

Quarter	Value	Target	Status	Commentary
Q4/25/26	90%	95%		403 incidents of non-hazardous fly tips experienced within this period of which 90% were cleared within the 5 day target. This has been due a higher number of incidents to clear (eg 249 previous quarter), coinciding with long-term staff absence.
Q3/25/26	93%	95%		
Q2/25/26	93%	95%		
Q1/25/26	98%	95%		
Q4/24/25	94%	95%		

SS 03 Undertake Local Environmental Quality Surveys Detritus (Quarterly)

Quarter	Value	CAP	Status	Commentary
Q4/25/26	5%	12%		Q3 (2025\26) Streets and relevant land surveyed for detritus within this period, as measured by the LEQS (Local Environmental Quality Survey) methodology, found that 5% fell below category B standards and within the Council's (12%) target standard.
Q3/25/26	6%	12%		
Q2/25/26	11%	12%		
Q1/25/26	10%	12%		
Q4/24/25	5%	12%		

SS 04 Undertake Local Environmental Quality Surveys Weeds (Quarterly)

Quarter	Value	CAP	Status	Commentary
Q4/25/26	3%	14%		Streets and relevant land surveyed for weed growth within this period, as measured by the LEQS (Local Environmental Quality Survey) methodology, found that 3% fell below category B standards and within the Council's (14%) target standard.
Q3/25/26	0%	14%		

Q2/25/26	6%	14%		
Q1/25/26	4%	14%		
Q4/24/25	9%	14%		